

lyra tabouret bar 11-680



Hannes Wettstein, 2007

Sitz Formsperrholz, Hinterfüsse und Rücken massiv gebogen

B48, T47, H104, SH80

Hannes Wettstein, 2007

Assise en contreplaqué moulé, dossier et pieds arrière en bois massif cintré

L48, P47, H104, HAss80

Hannes Wettstein, 2007

Moulded plywood seat, rear legs and back solid bentwood

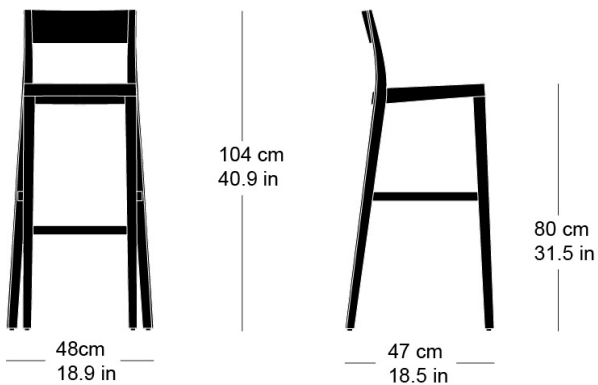
W48, D47, H104, SH80

Varianten / variantes / variants



Technische Angaben / specifications / specifications

Masse / mesure / measure



Gewicht / ponds / weight

5.7 kg 11.4 lb

lyra tabouret bar 11-680

Holzarten / types de bois / types of wood

Belag / revêtement / surface



Hêtre naturel BN 000 AM
Buche natur BN 000 AM
Beech natural BN 000 AM



Hêtre noir BB 203 SG
Buche schwarz BB 203 SG
Beech black BB 203 SG



Chêne naturel EN 000 AM
Eiche natur EN 000 AM
Oak natural EN 000 AM



Hêtre anthracite BB 200 SG
Buche anthrazit BB 200 SG
Beech anthracite BB 200 SG



Frêne naturel FN 000 AM
Esche natur FN 000 AM
Ash natural FN 000 AM




Chêne chêne fumée EB 535 AM
Eiche Räuchereiche EB 535 AM
Oak smoked oak EB 535 AM



Hêtre teinté blanc BG 172 SG
Buche geweisst BG 172 SG
Beech whitewashed BG 172 SG




Hêtre teinté ebony BB 100 SG
Buche Ebony BB 100 SG
Beech ebony BB 100 SG



Frêne pigmenté blanc FW 001 OL
Esche weisspigmentiert FW 001 OL
Ash white-pigmented FW 001 OL



Hêtre teinté noyer BB 151 SG
Buche Nuss BB 151 SG
Beech walnut BB 151 SG



Frêne noir FB 203 AM
Esche schwarz FB 203 AM
Ash black FB 203 AM