

**lyra stool 11-660**

Hannes Wettstein, 2007

Sitz Formsperrholz, Hinterfüsse und Rücken massiv  
gebogen

B46, T44, H84, SH60



Hannes Wettstein, 2007

Assise en contreplaqué moulé, dossier et pieds arrière en  
bois massif cintré

L46, P44, H84, HAss60

Hannes Wettstein, 2007

Moulded plywood seat, rear legs and back solid  
bentwood


W46, D44, H84, SH60

## Varianten / variantes / variants

lyra  
11-680lyra  
11-663lyra  
11-683lyra  
6-540lyra  
6-540alyra  
6-543lyra  
6-543alyra  
6-550lyra  
6-550alyra  
6-553lyra  
6-553alyra  
6-555lyra  
6-555a

## Technische Angaben / specifications / specifications

## Masse / mesure / measure

46cm  
18.1 in84 cm  
33.1 in44 cm  
17.3 in60 cm  
23.6 in

Gewicht / ponds / weight


4.2 kg 8.4 lb

**lyra stool 11-660**

## Holzarten / types de bois / types of wood



Beech natural      BN 000 AM  
Buche natur      BN 000 AM  
Hêtre naturel    BN 000 AM




Beech anthracite      BB 200 SG  
Buche anthrazit      BB 200 SG  
Hêtre anthracite    BB 200 SG



Beech black      BB 203 SG  
Buche schwarz    BB 203 SG  
Hêtre noir      BB 203 SG




Oak natural      EN 000 AM  
Eiche natur      EN 000 AM  
Chêne naturel    EN 000 AM




Beech ebony      BB 100 SG  
Buche Ebony      BB 100 SG  
Hêtre teinté ebony    BB 100 SG



Oak smoked oak    EB 535 AM  
Eiche Räuchereiche    EB 535 AM  
Chêne chêne fumée    EB 535 AM



Beech walnut      BB 151 SG  
Buche Nuss      BB 151 SG  
Hêtre teinté noyer    BB 151 SG



Beech whitewashed    BG 172 SG  
Buche geweisst      BG 172 SG  
Hêtre teinté blanc    BG 172 SG

## Belag / revêtement / surface