

lyra mandarin 6-540a



Hannes Wettstein, 2007

Sitz Formsperrholz, Rücken Joncgeflecht, Hinterfüsse und Rückenschwinge massiv gebogen, stapelbar, Reihenverbindung möglich
B54, T53, H80, SH46, ALH66.5

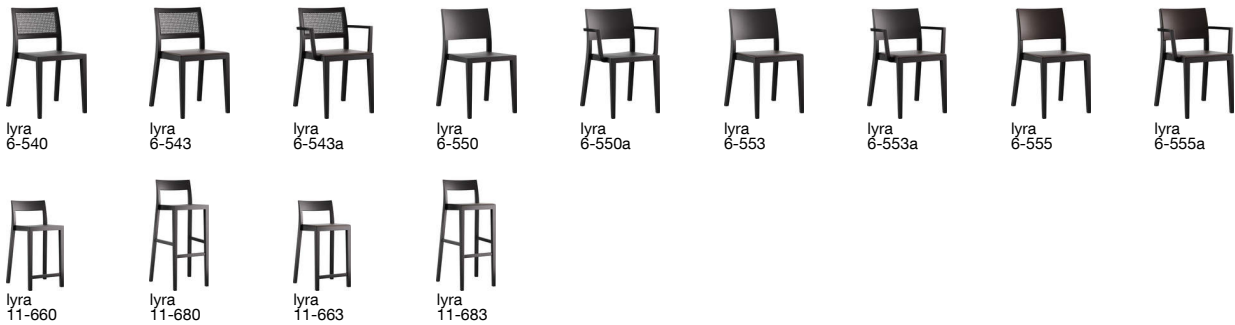
Hannes Wettstein, 2007

Assise en multiplis, dossier canné, montants de dossier et pieds arrière en bois massif cintré, empilable, système d'accouplement en option
L54, P53, H80, HAss46, HAcc66.5

Hannes Wettstein, 2007

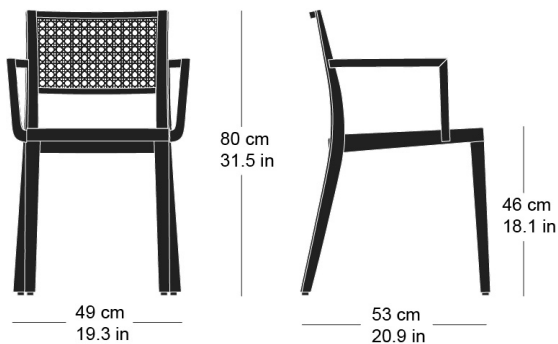
Moulded plywood seat, woven cane back, rear legs and rear cross-brace solid bentwood, stackable, optional row connector
W54, D53, H80, SH46, ALH66.5

Varianten / variantes / variants



Technische Angaben / specifications / specifications

Masse / mesure / measure



Gewicht / poids / weight 4.8 kg 9.6 lb

Reihenverbindung /
accouplement / mating system ja / oui / yes

Stapelung / empilage / stacking 4 Stühle / chaises / chairs

lyra mandarin 6-540a

Holzarten / types de bois / types of wood

Belag / revêtement / surface



Buche natur BN 000 AM
Beech natural BN 000 AM
Hêtre naturel BN 000 AM



Schwarznuss natur NN 000 AM
Black walnut natural NN 000 AM
Noyer noir naturel NN 000 AM



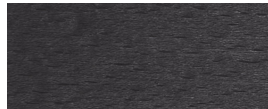
Eiche natur EN 000 AM
Oak natural EN 000 AM
Chêne naturel EN 000 AM




Buche schwarz BB 203 SG
Beech black BB 203 SG
Hêtre noir BB 203 SG



Esche natur FN 000 AM
Ash natural FN 000 AM
Frêne naturel FN 000 AM



Buche anthrazit BB 200 SG
Beech anthracite BB 200 SG
Hêtre anthracite BB 200 SG




Buche geweisst BG 172 SG
Beech whitewashed BG 172 SG
Hêtre teinté blanc BG 172 SG




Eiche Räuchereiche EB 535 AM
Oak smoked oak EB 535 AM
Chêne chêne fumée EB 535 AM



Esche weisspigmentiert FW 001 OL
Ash white-pigmented FW 001 OL
Frêne pigmenté blanc FW 001 OL



Buche Ebony BB 100 SG
Beech ebony BB 100 SG
Hêtre teinté ebony BB 100 SG



Buche Nuss BB 151 SG
Beech walnut BB 151 SG
Hêtre teinté noyer BB 151 SG



Esche schwarz FB 203 AM
Ash black FB 203 AM
Frêne noir FB 203 AM