

dom 17-910

Studio Meda, 2017

Bank, Sitz Formsperrholz, geschlossener Rücken,
Hinterfüsse massiv gebogen, stapelbar
B107, T55, H80, SH46

Studio Meda, 2017

Banque, assise en multiplis, dossier fermé, pieds arrière
massifs incurvés, empilable
L107, P55, H80, HAss46

Studio Meda, 2017

Bench, seat moulded plywood, closed back, rear feet
solid bendwood, stackable
W107, D55, H80, SH46

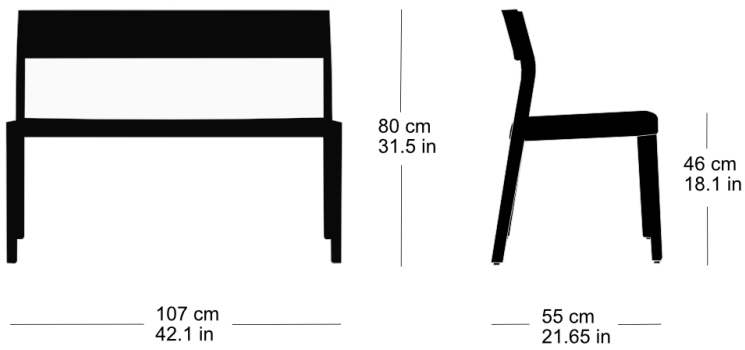
Varianten / variantes / variants

dom
6-900dom
6-900vdom
6-900adom
6-906dom
6-906vdom
6-906adom
6-910dom
6-910vdom
6-910adom
6-916dom
6-916vdom
6-916adom
17-900dom
6-815dom
6-825dom
11-900dom
11-906dom
11-900rdom
11-906r

dom 17-910

Technische Angaben / specifications / specifications

Masse / mesure / measure



dom 17-910

Holzarten / types de bois / types of wood



Buche natur BN 000 AM
Beech natural BN 000 AM
Hêtre naturel BN 000 AM




Buche anthrazit BB 200 SG
Beech anthracite BB 200 SG
Hêtre anthracite BB 200 SG




Buche schwarz BB 203 SG
Beech black BB 203 SG
Hêtre noir BB 203 SG



Eiche natur EN 000 AM
Oak natural EN 000 AM
Chêne naturel EN 000 AM



Buche Ebony BB 100 SG
Beech ebony BB 100 SG
Hêtre teinté ebony BB 100 SG



Buche Nuss BB 151 SG
Beech walnut BB 151 SG
Hêtre teinté noyer BB 151 SG



Buche geweisst BG 172 SG
Beech whitewashed BG 172 SG
Hêtre teinté blanc BG 172 SG

Belag / revêtement / surface